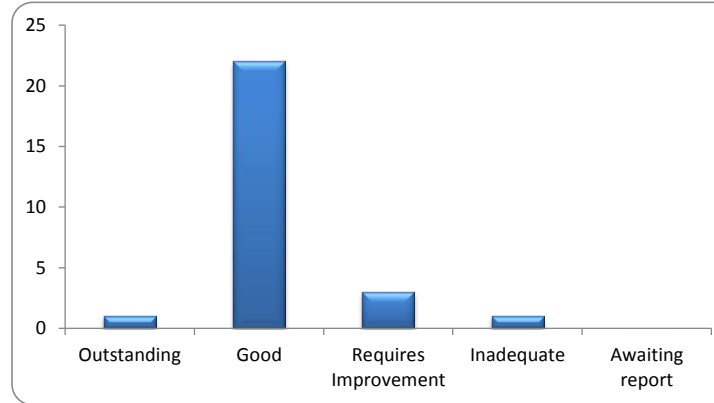


NHS Bradford City Overview

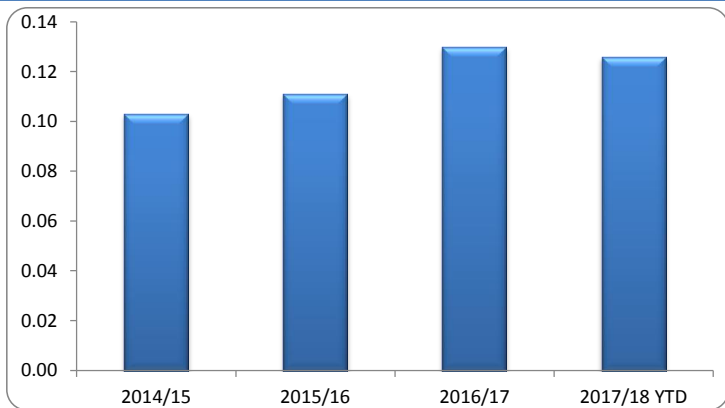
GPOS



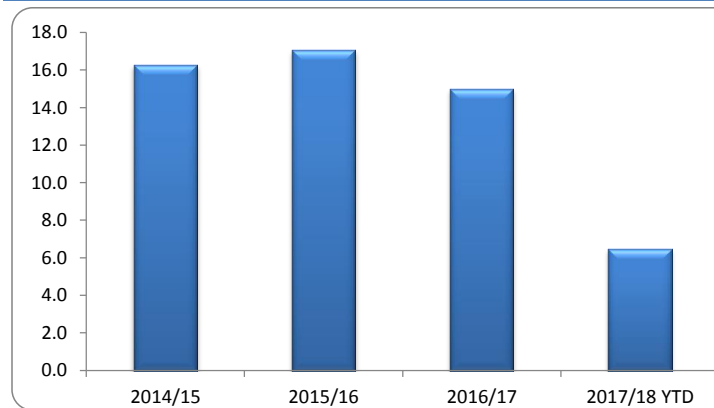
CQC



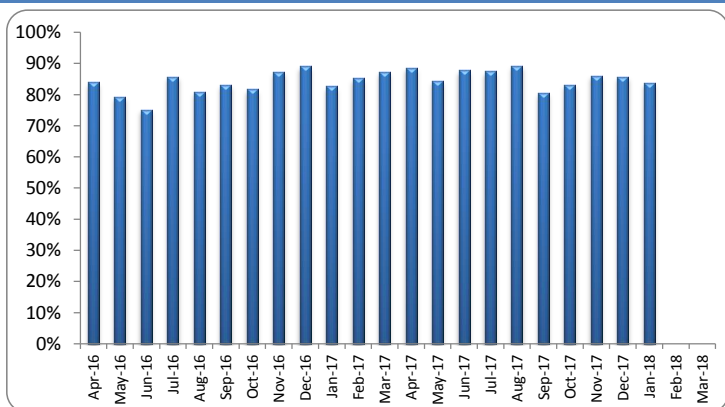
Rate of Discharge at First Appointment



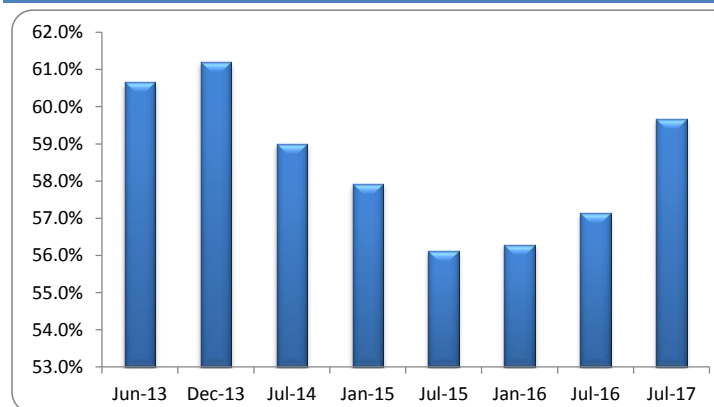
ACSC



Friends and Family Test (% Recommended)



GP Survey



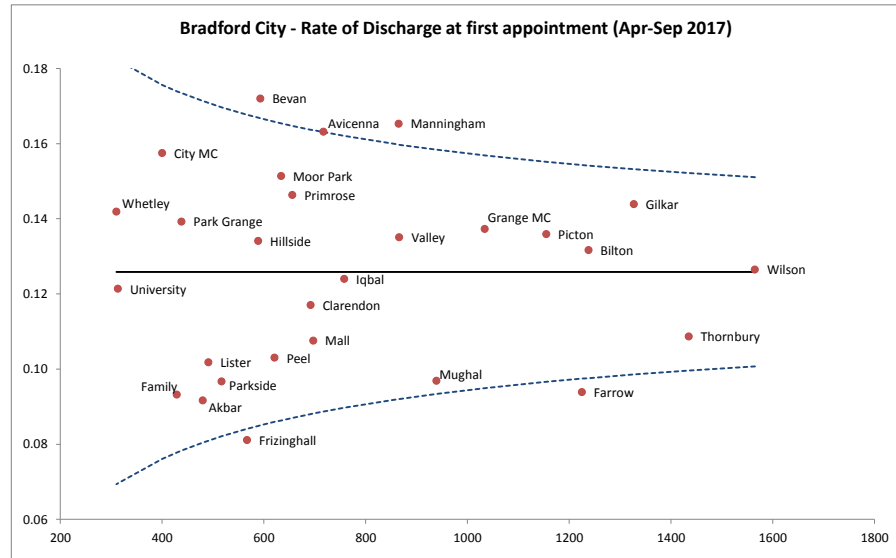
The months represent the publication month of the Survey

Practice Details					Governance					Quality					Patient Experience				
Practice Code	Practice Name	Practice List Size Jan 2018	Practice List Size Jan 2017	IC Community Number	GPOS		GPHLI	CQC	Contracts	Prescribing		Referrals	ACSC	QOF	FFT		GP Survey	PPG	
					Practice Achievement (Jan 2017)	Number of Level 1 Triggers	Number of Level 2 Triggers	Practice Size Outlier	Latest Rating	Breaches	Antibiotics Items per STAR PU (Target: 0.268 or below) (Oct-17)	Spent Per Patient (17/18 YTD) Apr-Oct	Rate of Discharge at first appointment (17/18 YTD) Apr-Sep	Rate for all conditions per 1000 population (17/18 YTD) Apr-Sep	Clinical Points 16/17 achieved	Percentage Recommended (17/18 YTD) Apr-Jan	Percentage Not Recommended (17/18 YTD) Apr-Jan	ED3 (Jul 17 Publication)	PPG (16/17) Apr-Mar
B83016	FARROW MEDICAL CENTRE	6713	6,376	1	Achieving Practice	2	0	No	Good	No	0.299	£13.61	0.09	4.88	95.07%	80%	0%	88.99%	
B83025	DR MALL - LITTLE HORTON LANE	4312	4,244	9	Practice with Review Identified	8	1	4 points	Good	No	0.305	£10.25	0.11	7.49	92.35%	84%	14%	46.63%	
B83026	PRIMROSE SURGERY	5320	5,170	1	Practice with Review Identified	7	2	3 points	Requires Improvement	No	0.350	£11.62	0.15	5.30	96.56%	65%	4%	55.40%	
B83034	GRANGE MEDICAL CENTRE	6524	6,440	13	Practice with Review Identified	4	7	11 points	Good	No	0.227	£12.31	0.14	8.04	90.20%	90%	3%	47.86%	
B83051	BRADFORD STUDENT HEALTH SERVICE	9555	9,573	9	Practice with Review Identified	2	5	5 points	Good	No	0.056	£1.10	0.12	0.83	67.01%	83%	5%	84.99%	
B83052	KENSINGTON PARTNERSHIP	9150	8,964	12	Achieving Practice	4	1	4 points	Good	No	0.397	£15.65	0.13	7.28	97.28%	70%	6%	51.32%	
B83058	THE AVICENNA MEDICAL PRACTICE	6883	6,959	1	Practice with Review Identified	6	4	6 points	Good	No	0.273	£9.99	0.16	6.12	96.23%	87%	4%	37.99%	
B83069	PICTON - WHETLEY - from 18/4/16	1587	1,591	12	Practice with Review Identified	4	4	3 points	Good	No	0.096	£5.18	0.14	8.03	94.30%	99%	0%	67.71%	
B83070	MUGHAL MEDICAL CENTRE	4627	4,449	9	Practice with Review Identified	5	3	2 points	Requires Improvement	Yes	0.301	£10.10	0.10	5.49	95.65%	87%	7%	45.64%	
B83604	THE LISTER SURGERY	3110	3,034	13	Practice with Review Identified	9	0	2 points	Good	No	0.411	£24.78	0.10	7.17	98.62%	87%	3%	45.65%	
B83611	DR AKBAR	2208	2,206	1	Practice with Review Identified	7	2	4 points	Good	No	0.368	£11.75	0.09	4.13	95.76%	79%	7%	22.91%	
B83613	LCD BRADFORD AT MANNINGHAM MEDICAL CENTRE	3464	3,615	13	Practice with Review Identified	11	3	5 points	Good	No	0.305	£13.92	0.17	8.37	97.05%	71%	11%	60.08%	
B83614	PICTON MEDICAL CENTRE	5974	5,543	12	Achieving Practice	3	0	2 points	Good	No	0.420	£13.08	0.14	8.91	95.67%	97%	1%	60.94%	
B83617	THE FAMILY PRACTICE	2241	2,114	12	Practice Approaching Review	6	1	2 points	Good	No	0.320	£8.15	0.09	8.65	97.53%	75%	5%	51.55%	
B83621	PARKSIDE	3902	3,747	9	Practice with Review Identified	7	5	1 points	Good	No	0.305	£10.80	0.10	8.05	97.19%	95%	2%	63.41%	
B83622	KENSINGTON STREET	5141	5,199	12	Practice with Review Identified	12	1	3 points	Good	No	0.296	£12.85	0.12	5.47	97.23%	89%	4%	58.36%	
B83626	VALLEY VIEW SURGERY	6518	6,432	1	Practice with Review Identified	7	3	4 points	Good	No	0.279	£11.13	0.14	7.10	95.57%	94%	0%	52.09%	
B83627	FRIZINGHALL MEDICAL CENTRE	3722	3,703	12	Practice Approaching Review	7	0	No	Good	No	0.279	£10.56	0.08	6.15	93.82%	94%	2%	67.76%	
B83628	CLARENDON	4934	4,532	13	Achieving Practice	5	0	2 points	Good	No	0.234	£9.22	0.12	6.84	95.31%	85%	8%	52.86%	
B83629	PEEL PARK SURGERY	3043	2,848	1	Practice Approaching Review	6	0	1 point	Good	No	0.281	£9.89	0.10	5.17	98.82%	89%	2%	82.84%	
B83638	PEEL PARK @ HILLSIDE BRIDGE from 01.06.17	5213	4,999	1	Practice with Review Identified	6	3	5 points	Requires Improvement	No	0.231	£8.56	0.13	6.04	90.09%	78%	8%	56.98%	
B83642	THE CITY PRACTICE	2644	2,435	12	Practice with Review Identified	9	1	3 points	Good	No	0.040	£0.82	0.16	8.17	97.17%	83%	4%	75.82%	
B83653	DR GILKAR - LITTLE HORTON LANE	8921	8,702	9	Practice with Review Identified	3	4	5 points	Good	No	0.392	£11.19	0.14	5.41	94.78%	90%	5%	56.56%	
B83657	BEVAN HEALTHCARE CIC	4421	4,067	12	Practice with Review Identified	8	3	4 points	Outstanding	No	0.336	£8.31	0.17	5.25	87.55%	71%	4%	74.05%	
B83659	PARK GRANGE MEDICAL CENTRE	3090	3,013	13	Practice Approaching Review	3	2	2 points	Inadequate	Yes	0.131	£6.29	0.14	7.26	97.34%	88%	2%	50.55%	
B83660	BILTON MEDICAL CENTRE	5413	5,292	13	Practice Approaching Review	7	1	5 points	Good	No	0.316	£14.67	0.13	11.20	97.51%	86%	9%	55.95%	
B83661	MOOR PARK	2913	2,934	1	Achieving Practice	2	0	1 point	Good	No	0.267	£9.97	0.15	6.83	99.29%	86%	3%	53.36%	
B83005	* THORNBURY MEDICAL CENTRE	6830	0		Practice with Review Identified	8	3	10 points	Requires Improvement	Yes	0.228	£9.65	0.11	8.54	94.50%	80%	11%		
Y05548	PICTON - SAI	1318	3							No	0.132	£4.55	0.00	0.00					

* Newly moved from Districts to City

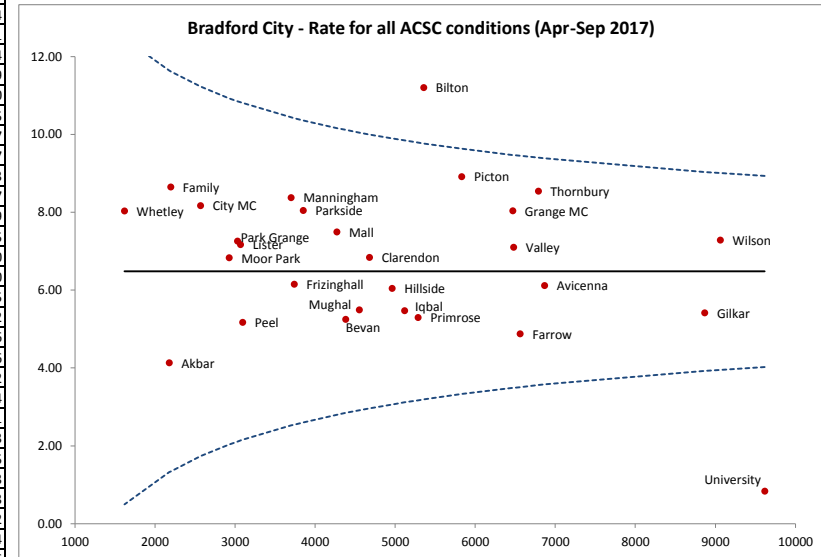
Rate of Discharge at first appointment (Apr-Sep 2017)

Practice Code	Practice Name	Total Referrals	1st app	No. of referrals expressed as a rate	Overall referral rate	Standard error	Lower control limit	Upper control limit
B83052	KENSINGTON PARTNERSHIP	1565	198	0.13	0.13	0.01	0.10	0.15
B83005	THORNBURY MEDICAL CENTRE	1435	156	0.11	0.13	0.01	0.10	0.15
B83653	DR GILKAR - LITTLE HORTON LANE	1327	191	0.14	0.13	0.01	0.10	0.15
B83660	BILTON MEDICAL CENTRE	1238	163	0.13	0.13	0.01	0.10	0.15
B83016	FARROW MEDICAL CENTRE	1225	115	0.09	0.13	0.01	0.10	0.15
B83614	PICTON MEDICAL CENTRE	1155	157	0.14	0.13	0.01	0.10	0.16
B83034	GRANGE MEDICAL CENTRE	1034	142	0.14	0.13	0.01	0.09	0.16
B83070	MUGHAL MEDICAL CENTRE	939	91	0.10	0.13	0.01	0.09	0.16
B83626	VALLEY VIEW SURGERY	866	117	0.14	0.13	0.01	0.09	0.16
B83613	LCD BRADFORD AT MANNINGHAM MEDICAL CENTRE	865	143	0.17	0.13	0.01	0.09	0.16
B83622	KENSINGTON STREET	758	94	0.12	0.13	0.01	0.09	0.16
B83058	THE AVICENNA MEDICAL PRACTICE	717	117	0.16	0.13	0.01	0.09	0.16
B83025	DR MALL - LITTLE HORTON LANE	697	75	0.11	0.13	0.01	0.09	0.16
B83628	CLARENDON	692	81	0.12	0.13	0.01	0.09	0.16
B83026	PRIMROSE SURGERY	656	96	0.15	0.13	0.01	0.09	0.16
B83661	MOOR PARK	634	96	0.15	0.13	0.01	0.09	0.17
B83629	PEEL PARK SURGERY	621	64	0.10	0.13	0.01	0.09	0.17
B83657	BEVAN HEALTHCARE CIC	593	102	0.17	0.13	0.01	0.09	0.17
B83638	PEEL PARK @ HILLSIDE BRIDGE from 01.06.17	589	79	0.13	0.13	0.01	0.08	0.17
B83627	FRIZINGHALL MEDICAL CENTRE	567	46	0.08	0.13	0.01	0.08	0.17
B83621	PARKSIDE	517	50	0.10	0.13	0.01	0.08	0.17
B83604	THE LISTER SURGERY	491	50	0.10	0.13	0.01	0.08	0.17
B83611	DR AKBAR	480	44	0.09	0.13	0.02	0.08	0.17
B83659	PARK GRANGE MEDICAL CENTRE	438	61	0.14	0.13	0.02	0.08	0.17
B83617	THE FAMILY PRACTICE	429	40	0.09	0.13	0.02	0.08	0.17
B83642	THE CITY PRACTICE	400	63	0.16	0.13	0.02	0.08	0.18
B83051	BRADFORD STUDENT HEALTH SERVICE	313	38	0.12	0.13	0.02	0.07	0.18
B83069	PICTON - WHETLEY - from 18/4/16	310	44	0.14	0.13	0.02	0.07	0.18
Total		21,551	2,713	0.13				

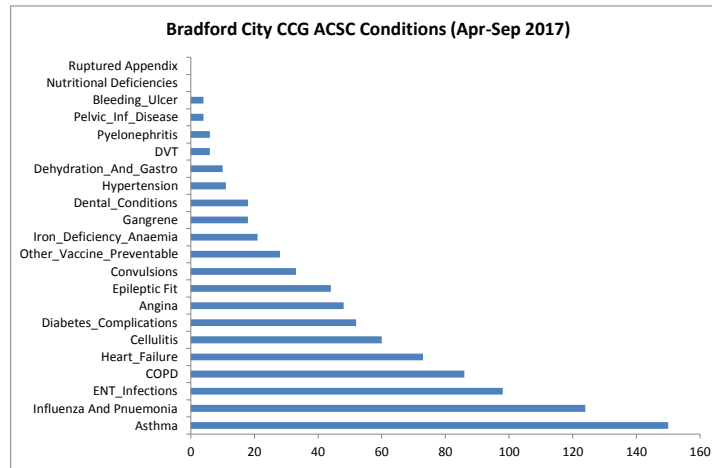


Rate for all ACSC conditions (Apr-Sep 2017)

Practice Code	Practice Name	Practice Population	ACSC	ACSC expressed as a rate	Overall rate	Standard error	Lower control limit	Upper control limit	Rates expressed per 1000 pop			
									ACSC expressed as a rate	Overall rate	LL	UL
B83051	BRADFORD STUDENT HEALTH SERVICE	9617	8	0.00	0.01	0.00	0.00	0.01	0.83	6.48	4.03	8.94
B83052	KENSINGTON PARTNERSHIP	9063	66	0.01	0.01	0.00	0.00	0.01	7.28	6.48	3.95	9.01
B83653	DR GILKAR - LITTLE HORTON LANE	8868	48	0.01	0.01	0.00	0.00	0.01	5.41	6.48	3.93	9.04
B83058	THE AVICENNA MEDICAL PRACTICE	6868	42	0.01	0.01	0.00	0.00	0.01	6.12	6.48	3.58	9.39
B83005	THORNBURY MEDICAL CENTRE	6791	58	0.01	0.01	0.00	0.00	0.01	8.54	6.48	3.56	9.40
B83016	FARROW MEDICAL CENTRE	6562	32	0.00	0.01	0.00	0.00	0.01	4.88	6.48	3.51	9.45
B83626	VALLEY VIEW SURGERY	6481	46	0.01	0.01	0.00	0.00	0.01	7.10	6.48	3.49	9.47
B83034	GRANGE MEDICAL CENTRE	6470	52	0.01	0.01	0.00	0.00	0.01	8.04	6.48	3.49	9.47
B83614	PICTON MEDICAL CENTRE	5833	52	0.01	0.01	0.00	0.00	0.01	8.91	6.48	3.33	9.63
B83660	BILTON MEDICAL CENTRE	5357	60	0.01	0.01	0.00	0.00	0.01	11.20	6.48	3.19	9.77
B83026	PRIMROSE SURGERY	5288	28	0.01	0.01	0.00	0.00	0.01	5.30	6.48	3.17	9.79
B83622	KENSINGTON STREET	5118	28	0.01	0.01	0.00	0.00	0.01	5.47	6.48	3.12	9.85
B83638	PEEL PARK @ HILLSIDE BRIDGE from 01.06.17	4964	30	0.01	0.01	0.00	0.00	0.01	6.04	6.48	3.06	9.90
B83628	CLARENDON	4680	32	0.01	0.01	0.00	0.00	0.01	6.84	6.48	2.96	10.00
B83070	MUGHAL MEDICAL CENTRE	4554	25	0.01	0.01	0.00	0.00	0.01	5.49	6.48	2.91	10.05
B83657	BEVAN HEALTHCARE CIC	4382	23	0.01	0.01	0.00	0.00	0.01	5.25	6.48	2.84	10.12
B83025	DR MALL - LITTLE HORTON LANE	4272	32	0.01	0.01	0.00	0.00	0.01	7.49	6.48	2.80	10.16
B83621	PARKSIDE	3853	31	0.01	0.01	0.00	0.00	0.01	8.05	6.48	2.60	10.36
B83627	FRIZINGHALL MEDICAL CENTRE	3741	23	0.01	0.01	0.00	0.00	0.01	6.15	6.48	2.55	10.42
B83613	LCD BRADFORD AT MANNINGHAM MEDICAL CENTRE	3702	31	0.01	0.01	0.00	0.00	0.01	8.37	6.48	2.52	10.44
B83629	PEEL PARK SURGERY	3096	16	0.01	0.01	0.00	0.00	0.01	5.17	6.48	2.16	10.81
B83604	THE LISTER SURGERY	3070	22	0.01	0.01	0.00	0.00	0.01	7.17	6.48	2.14	10.83
B83659	PARK GRANGE MEDICAL CENTRE	3032	22	0.01	0.01	0.00	0.00	0.01	7.26	6.48	2.11	10.85
B83661	MOOR PARK	2928	20	0.01	0.01	0.00	0.00	0.01	6.83	6.48	2.03	10.93
B83642	THE CITY PRACTICE	2571	21	0.01	0.01	0.00	0.00	0.01	8.17	6.48	1.73	11.23
B83617	THE FAMILY PRACTICE	2197	19	0.01	0.01	0.00	0.00	0.01	8.65	6.48	1.35	11.62
B83611	DR AKBAR	2179	9	0.00	0.01	0.00	0.00	0.01	4.13	6.48	1.32	11.64
B83069	PICTON - WHETLEY - from 18/4/16	1619	13	0.01	0.01	0.00	0.00	0.01	8.03	6.48	0.50	12.46
Total		137,156	889	0.01					6.48			



Condition	Activity 17/18
Asthma	150
Influenza And Pnuemonia	124
ENT_Infections	98
COPD	86
Heart_Failure	73
Cellulitis	60
Diabetes_Complications	52
Angina	48
Epileptic_Fit	44
Convulsions	33
Other_Vaccine_Preventable	28
Iron_Deficiency_Anaemia	21
Gangrene	18
Dental_Conditions	18
Hypertension	11
Dehydration_And Gastro	10
DVT	6
Pyelonephritis	6
Pelvic_Inf_Disease	4
Bleeding_Ulcer	4
Nutritional_Deficiencies	0
Ruptured_Appendix	0



Bradford City CCG - Apr 2017 to Oct 2017

